

Acknowledgement

Reviewers

1. Dr. Kartikeswar Behera
2. Sri Prana Krushna Mohanty.
3. Sri Lakshmi Prasad Samantaray.

Authors

Sj Raj Kishore Sahoo.
Smt Pushpa Rani Panda.

Administrative Advisor

Sh. Bhupendra Singh Poonia, IAS
State Project Director, OSEPA

Sh. Surya Narayan Mishra, OES-I
Joint Director,
Pedagogy & Teacher Training, OSEPA

Support

Smt. Mitali Patra
Smt. Jaya Banerjee

Technical Support

Bhabani Pradhan
Pushpanjali Prushti

ଶିକ୍ଷଣ ଶିବିର ନିମନ୍ତେ
ନମୁନା ଅଭ୍ୟାସ କାର୍ଯ୍ୟପତ୍ର

**Practice worksheets for
Learning Camp**



CONTENT FOR LEARNING (LC)

Sl. No.	Learning out come	Worksheet No.	Link with Text Book (Topic/Class)	Page No.
1	Recites poem with correct pronunciation and intonation	Worksheet-1		
2	Recites poem with correct pronunciation and intonation, action	Worksheet-2		
3	Recites poem with correct pronunciation and intonation, carries out simple	Worksheet-3		
4	Recites poem with correct pronunciation and intonation, carries out simple	Worksheet-4		
5	Recites poem with correct pronunciation and intonation.	Worksheet-5		
6	Recognizes letters and their sounds (A-Z)	Worksheet-6		
7	Recognizes letters and their sounds (A-Z)	Worksheet-7		
8	Recognizes letters and their sounds (a-z)	Worksheet-8		
9	Recognizes letters and their sounds (a-z)	Worksheet-9		
10	Differentiates between small and capital letters in print.	Worksheet-10		
11	Writes letters from the alphabet with right strokes and movements (A-Z)	Worksheet-11		
12	Writes letters from the alphabet with right strokes and movements (a-z)	Worksheet-12		
13	Associates words with pictures, names familiar objects seen in pictures.	Worksheet-13		
14	Names familiar objects shown the pictures in small letters.	Worksheet-14		
15	Names familiar objects shown the pictures in small letters.	Worksheet-15		
16	Writes the name of the objects seen in picture with proper stroke.	Worksheet-16		
17	Says numbers from 1-10 and then from 1-100	Worksheet-17		
18	Learns the numbers and number names (1-20)	Worksheet-18		
19	Writes odia names in English	Worksheet-19		

20	Copies words and phrases with proper strokes and movement, writes simple words.	Worksheet-20		
21	Copies words with proper strokes and movements	Worksheet-21		
22	Copies words with proper strokes and movements	Worksheet-22		
23	Identifies the objects and writes their names with proper strokes	Worksheet-23		
24	Solves simple crossword puzzles	Worksheet-24		
25	Solves simple crossword puzzles	Worksheet-25		
26	ASSESSMENT-1	Worksheet-26		
27	Solves simple crossword puzzles	Worksheet-27		
28	Matches words with pictures	Worksheet-28		
29	Writes words without pictures	Worksheet-29		
30	Uses specific forms of greetings and makes request in polite form, uses simple request and command.	Worksheet-30		
31	Talks about self describing himself / herself	Worksheet-31		
32	Identifies simple rules of grammar (gender)	Worksheet-32		
33	Copies words and phrases	Worksheet-33		
34	Uses nouns and prepositions like 'in', 'on', 'under', etc.	Worksheet-34		
35	Learns and writes appropriate prepositions	Worksheet-35		
36	Identifies simple present forms of verbs.	Worksheet-36		
37	Identifies and learns simple grammar-rules (auxiliary verbs)	Worksheet-37		
38	Learns the present progressive forms of verbs and writes sentences	Worksheet-38		
39	Talks about self and writes, describes himself/herself and his/her family.	Worksheet-39		
40	Uses simple rules of grammar, learns present progressive forms of verbs.	Worksheet-40		
41	Writes sentences using "can/cannot" to express ability and inability.	Worksheet-41		

42	Responds comprehension questions, comprehends text and responds to questions orally and in writing	Worksheet-42		
43	sings/recite poem, comprehends the poem and answers the questions	Worksheet-43		
44	Identifies sequence of ideas/themes, comprehends the poem and answers the questions.	Worksheet-44		
45	Sings and recites poem with action, comprehends the text and answers to the questions.	Worksheet-45		
46	Writes a small paragraph describing himself/herself.	Worksheet-46		
47	Comprehends a prose text and responds to comprehension questions	Worksheet-47		
48	Writes a similar paragraph (Parallel writing)	Worksheet-48		
49	Reads and comprehends a text, writes the answers of the questions.	Worksheet-49		
50	Reads and comprehends a text, writes the answers to the questions.	Worksheet-50		
51	Writes a small paragraph about himself/herself learns to write bio-data	Worksheet-51		
52	ASSESSMENT-2	Worksheet-52		

Worksheet-1 : The learner-recites poems individually/in groups with correct pronunciation and intonation

JOHNNY, JOHNNY

Johnny ! Johnny!
Yes, Papa.

Eating Sugar ?
No Papa.

Telling lies ?
No, Papa.

Open Your mouth,
Ha ! ha ! Ha !

After socialisation, follow the steps provided below :

- i. Teacher sings the song with action,
Students listen. This is done 2 -3 times.
- ii. Teacher sings one line with action, students repeat
after him / her with action till the end of the song.
- iii. Teacher sings the first line with action and the students sing the next
line with action. This process goes on till it is completed.
- iv. Teacher divides the students into two groups.
One group sings the first line and the next group sings the second line.
This process goes on till the end.
- v. Teacher names one student as Papa and another as Johnny.
In a pair of two students, they practise the song.

Worksheet-2 : The learner-recites poems individually/in groups with correct pronunciation and intonation

Action Song : This is the way

This is the way

We wash our face,

We wash our face,

So early in the morning.




This is the way

We brush our teeth,

We brush our teeth,

So early in the morning.



This is the way

We comb our hair,

We comb our hair,

So early in the morning.



Note to the teacher : The teacher sings the action song with action and learners listen to him / her without looking at the text. S/he sings with action aloud and learners listen to him/ her looking at their text or the blackboard. S/he reads aloud first two lines and learners repeat after him/her and so on. S/he reads the action song aloud, learners act.

Worksheet-3 : The learner-recites poems individually/in groups with correct pronunciation and intonation

Action Song : Teddy Bear

Teddy bear, Teddy bear
Turn around
Teddy bear, Teddy bear
Touch the ground .

Teddy bear, Teddy bear
Polish your shoes.
Teddy bear, Teddy bear,
Off to school .



Note to the teacher : The teacher sings with action and learners listen to him / her without looking at the text. S/he sings with action aloud and learners listen to him/ her looking at their text or the blackboard. S/he reads aloud first two lines and learners repeat after him/her and so on. S/he reads the action song aloud, learners act.


Worksheet-4 : The learner-recites poems individually/in groups with correct pronunciation and intonation
• Carries out simple instructions

Clap your hands, clap your hands

Listen to the music and clap your hands.

Stamp your feet, stamp your feet

Listen to the music and stamp your feet.



Clap your hands, clap your hands

Listen to the music and clap your hands.

Jump up high, jump up high

Listen to the music and jump up high.



Clap your hands, clap your hands

Listen to the music and clap your hands.

Turn around, turn around

Listen to the music and turn around.



Note to the teacher : The teacher sings with action and listen to him / her without looking at the text. S/he sings and students listen to him/ her looking at the text. S/he reads aloud with action first two lines, students repeat him/ her. S/he reads the next two lines aloud with action, students repeat after him/ her. S/he reads the last two lines, students repeat after him/her. S/he reads the action song aloud, learners act.

There are many TPR activities in various action songs. So the teacher has to link the action song with the TPR activities given below.

Teacher demonstrates the following TPR activities. Then she gives instruction, students listen and do.

Stand up.

Open the door.

Sit down.

Close the door.

Close your eyes.

Stamp your feet.

Come here.

Jump up high.

Go there.

Raise your hands.

Nod your head.

Put your hands down.

Clap your hands.

Wash your face.

Brush your teeth.

Comb your hair.

Worksheet-5 : The learner-recites poems individually/in groups with correct pronunciation and intonation

'ABC' SONG

Come little children

Come to me,

We will learn ABC.

ABCDEFGH

IJKLMNOP

LMNOPQRST

UVWXYZ

XYZ ! and sugar on my bread,

If you don't like it,

Better go to bed.

Next Monday morning

Come to me,

We will learn ABC.

Note to the teacher :













(1) The teacher sings the rhyme with action, and learners listen to him / her without looking at the text (2) She / he sings the rhyme with action aloud and learners listen to him / her looking at their texts or the black-board (3) She / he reads aloud first two lines and learners repeat after him/ her and so on.















Worksheet-6 : The learner - recognises letters and their sounds A-Z

Show the pictures to your pupils and draw their attention to the words written below the pictures. Read the words aloud and ask the pupils to repeat each word after you in chorus.

Write the words on the blackboard. Let the pupils look at each word and pronounce it. Help them to read without the help of the pictures.

Underline the first letter of each word.

A	 APPLE	B	 BALL
C	 CUP	D	 DUCK
E	 EAGLE	F	 FISH
G	 GUN	H	 HAND
I	 IRON	J	 JEEP
K	 KITE	L	 LION

M	 MOUSE	N	 NEST
O	 ORANGE	P	 PENCIL
Q	 QUEUE	R	 ROSE
S	 SWAN	T	 TREE
U	 UNIFORM	V	 VIOLIN
W	 WINDOW	X	 X-MAS TREE
Y	 YAK	Z	 ZOO

Worksheet-7 : The learner - recognises letters and their sounds A-Z

Recognition of capital letters

Look at the letters given in column 2. Circle the same letter in column 1 and

3. One is done for you.













1	2	3	1	2	3
ANT	A	CAT	BIRD	B	COMB
CALF	C	DUCK	DOG	D	KID
ICE CREAM	E	HEN	SHELF	F	FOX
PIG	G	MANGO	HOME	H	WATCH
TIGER	I	RICE	JACKAL	J	JUG
KITE	K	COCK	LEMON	L	LAMB
MAT	M	YAM	NOSE	N	KING
ORANGE	O	CARROT	CAP	P	POT
QUEUE	Q	QUEEN	ROSE	R	CROW
NOSE	S	SWAN	TIGER	T	RAT
UMBRELLA	U	QUIL	VAN	V	ELEVEN
WINDOW	W	PILLOW	XEROX	X	OX
YOKE	Y	KEY	ZEBRA	Z	GRAZE















Worksheet-8 : The learner - recognises letters and their sounds a-z

Recognition of small letters

Show the pictures to your pupils and draw their attention to the words written below the pictures. Read the words aloud and ask the pupils to repeat each word after you in chorus.

Write the words on the blackboard. Let the pupils look at each word and pronounce it. Help them to read without the help of the picture.

a	 apple	b	 ball
c	 cup	d	 duck
e	 eagle	f	 fish
g	 gun	h	 hand
i	 iron	j	 jeep
k	 kite	l	 lion

m	 mouse	n	 nest
o	 orange	p	 pencil
q	 queue	r	 rose
s	 swan	t	 tree
u	 uniform	v	 violin
w	 window	x	 x-mas tree
y	 yak	z	 zoo

Worksheet-9 : The learner - recognises letters and their sounds a-z

Recognition of letters

Task -1

Ask your pupils to match the letter in Column 'A' with the word beginning with that letter in Column 'B'. Ask them to circle the letter. Two examples are given for them.

A	B	A	B
v	<u>v</u> iolin	z	mouse
	yak		<u>z</u> oo
u	violin	q	eagle
	uniform		queue
b	ball	d	duck
	eagle		fish
k	kite	w	window
	rose		mouse
h	swan	f	hand
	hand		fish
c	cup	y	yak
	nest		apple
j	jeep	x	uniform
	zoo		x-mas tree

Recognition of letters

Task -2

Ask your pupils to match the letter in Column 'A' with the word having the same letter in Column 'B'. Ask them to circle the letter. Two examples are given for them.

A	B	A	B
e	yak	l	eagle
	nest		kite
a	ball	g	window
	fish		orange
i	lion	n	rose
	jeep		gun
p	cup	o	queen
	kite		violen
t	swan	m	uniform
	nest		pencil
r	tree	s	rose
	hand		apple

Worksheet- 10 : The learner - differentiates between small and capital letters in print

Given below are capital letters in Column "A" and small letters in Column "B". Ask the pupils to draw a line to join each capital letter with its small one. The first one is done for them.

Task-1

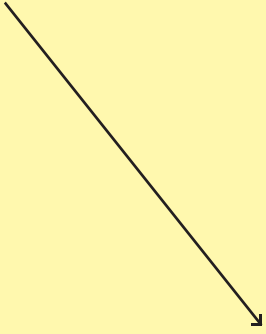
A	B	A	B	A	B	A	B
A	d	F	l	M	q	T	u
B	a	G	k	N	m	U	t
C	e	H	f	O	s	V	y
D	b	I	j	P	r	W	x
E	c	J	g	Q	n	X	z
		K	h	R	o	Y	v
		L	i	S	p	Z	w

Match Words in Capital and Small Letters

Task -2

Given below are some words both in capital and small letters. Ask your pupils to match them. The first one is given for them.

PLATE	engine
STOVE	scooter
BICYCLE	driver
DRIVER	plate
ENGINE	computer
SCOOTER	stove
HELICOPTER	bottle
RICKSHAW	helicopter
COMPUTER	bicycle
BOTTLE	rickshaw

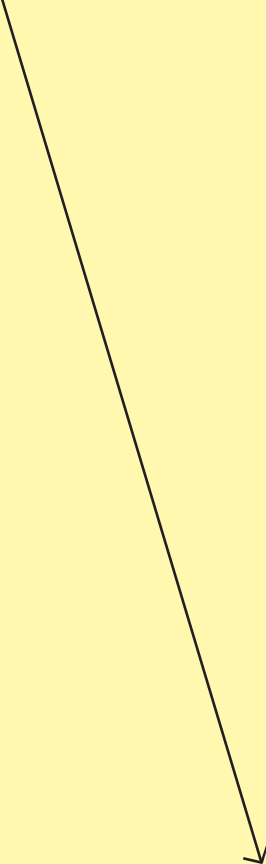


Match words in capital and small letters

Task -3

Given below are some words both in capital and small letters. Ask your pupils to match them. The first one is given for them





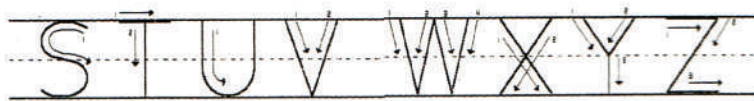



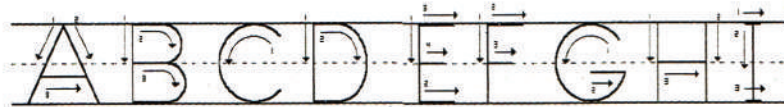
PARROT	owl
PIGEON	hen
CROW	tomato
OWL	carrot
HEN	eagle
EAGLE	ant
ANT	crow
CARROT	potato
TOMATO	parrot
POTATO	pigeon



Worksheet-11 : The learner - writes letters form the alphabet with right strokes and movements (A-Z)

Writing Capital Letters

Look and write the capital letters with proper stroke and movement.



Worksheet-12 : The learner - writes letters form the alphabet with right strokes and movements (a-z)

Writing Small Letters :

Ask your pupils to look at the model letter and trace the letter in the practice lines with their pencils. Ask them to follow the arrows serially while writing.

a b c d

e f g h i

j k l m n

o p q r




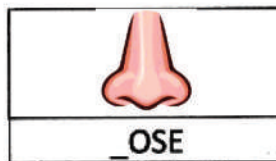
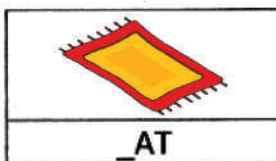
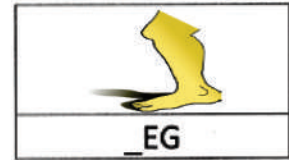

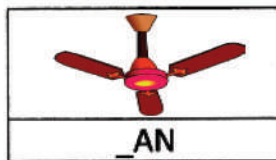

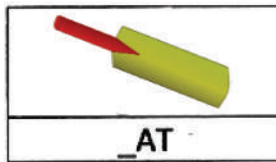

s t u v w

x y z

Worksheet-13 : The learner- • associates words with pictures • names familiar objects seen in the pictures

Task.-1 : Fill in the blank with capital letter to complete the task.

- * Ask pupils to say the word for each picture.
- * Then ask them to fill in the missing letter below each picture.
- * Now ask your pupils to read out the first letter of each word serially.








Task-2

Fill in the blanks with the missing capital letters and complete the word:

Ask pupils to say the word for each picture.

Then ask them to fill in the missing letter in each word below the picture.

 NE_	 FLA_	 DRU_	 EA_
 HORS_	 VAS_	 WATC_	 OW_
 PI_	 TABL_	 INSEC_	 RABBI_
 SHI_	 QUIL_	 MONKE_	 GLAS_

**Worksheet-14 : The learner - names familiar objects shown
in the pictures in capital letters.**

Ask the pupils to write the correct word below each picture in capital letters.

Then ask them to say each word aloud.






















































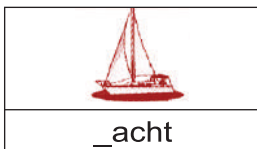


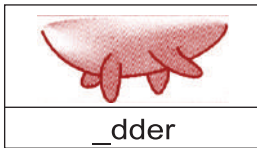
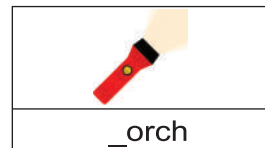



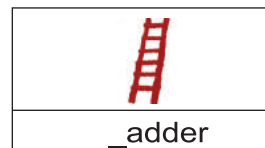

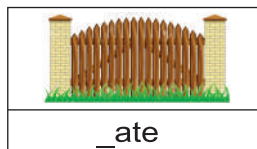



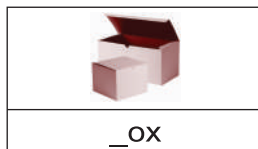



Worksheet-15 : The learner - names familiar objects shown in the pictures in capital letters.

Fill in the blanks with missing letters to complete the words.

Ask the pupils to say the words for each picture. Then ask them to write the missing letter in each word below the picture.

Now ask your pupils to read out the first letter of each word serially.



Worksheet-16 : The learner - writes the names of the objects seen in the picture with proper strokes.

Writing the Names of the Pictures

Ask the pupils to write the correct word below each picture.

Then ask them to say each word aloud.
























































Worksheet-17 : The learner - says numbers from 1-10 and them from 1-100

Task-1

Rhyme : ONE, TWO

**One, two,
Polish your shoe ;**

**Three, four
shut the door ;**

**Five, Six,
Pick up the sticks ;**

**Seven, eight,
Lay them straight ;**


**Nine, ten,
A big fat hen.**

Note for the teacher - The teacher sings with action and learners listen to him / her without looking at the text. S/he sings with action aloud and learners listen to him / her looking at the text or the blackboard. S/he reads aloud first two lines, and learners repeat after him/her and so on.

Task-2

Trace the numbers in English :

Ask your pupils to trace the numbers below following the dot arrow marks.
Ask them to copy the numbers in the practice space given below.



10

11

12

13

14

15

16

17

18

19

20

Worksheet-18 : The learner - learns the number and number-names (1-20)

Activity - A

Match the numbers with their number names.

'A'

'B'

1

four

2

eight

3

five

4

ten

5

two

6

nine

7

seven

8

three

9

one

10

six

'A'

'B'

11

fifteen

12

nineteen

13

fourteen

14

thirteen

15

twenty

16

eleven

17

twelve

18

sixteen

19

seventeen

20

eighteen

Writing Numbers in Words

Activity - B

Fill in the missing letters. One is done for you.

1. O n e
2. t w _ _
3. t h r _ _ e
4. f _ u r
5. f _ v e
6. s _ x
7. s _ v e n
8. e i g h _
9. n _ n e
10. t _ n
11. e l _ v e n
12. t w _ l v e
13. t h i r t _ e n
14. f _ u r t e e n
15. f _ f t e e n
16. s _ x t e e n
17. s e v e n _ e e n
18. e _ g h t e e n
19. n i n _ t e e n
20. t w _ n t y


Worksheet-19 : The learner - writes Odia names in English

Write the following names in English. One is done for you.

ବଡ଼	ଶରତ	ମଳୟ	ଅଜୟ
Bata			
ରାମ	ମହେଶ	ଗୋପାଳ	ଧୋନି
ରବି	ବିଜୟ	ମିତୁ	କନକ
ସୁନାମଣି	ମଧୁମତୀ	ସୁଜାତା	କୌଶଲ୍ୟା
ରବୀନ୍ଦ୍ର	ଗଙ୍ଗାଧର	ତମ୍ବୁରୁ	ମହେଶ୍ୱର
ନୟାଗଡ଼	କଟକ	ଭୁବନେଶ୍ୱର	ପୁରୀ
ଖୋର୍ଦ୍ଧା	ସମ୍ବଲପୁର	ବଲାଙ୍ଗିର	ଉଷା
ସୁନ୍ଦରଗଡ଼	କଟକ	ନବରଙ୍ଗପୁର	ଭବାନୀ

Worksheet-20 : The learner - • copy words and phrases with proper strokes and movement • writes simple words

Read the words and copy them in the space provided.



Legs



ears



hands



head



thumb



forehead



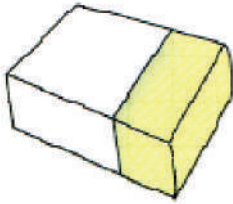
lips



hair




toes




eraser




duster




chalk




bag




blackboard



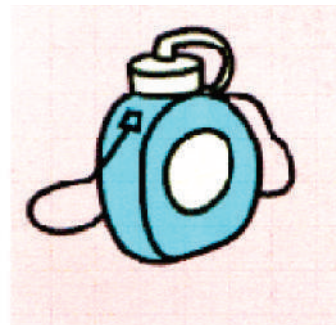
tiffinbox



chart




slate




waterbag

Worksheet-21 : The learner - copies words with proper strokes and movements.


Read the words and copy them in the space provided. Teacher reads aloud the words showing the pictures and students repeat after him/her in chorus. Then teacher asks them to write.




mouse



ox



rabbit




sheep




kitten



camel



wolf




tortoise




bear




deer




bull



crab



monkey




lion




tiger



zebra




cow



dog

Worksheet-22 : The learner - copies words with proper stokes and movements.


Read the words and copy them in the space provided. Teacher reads aloud the words showing the pictures and students repeat after him/her in chorus. Then teacher asks them to write.



computer



cup



pot



bottle



scale



clock




kettle




glass



key



rocket



tempo



bicycle



bus



van



boat



scooter




ship




bullockcart

Worksheet-23 : The learner - identifies the objects and write their names with proper strokes and movements


Read the words and copy them in the space provided. Teacher reads aloud the words showing the pictures and students repeat after him/her in chorus. Then teacher asks them to write.



carrot



potato




brinjal




radish



cauliflower



lemon




tomato



ginger




bittergourd



onion




peas



green chilli



pumpkin




cucumber



garlic



okra




capsicum



cabbage

Solve these cross-word puzzles and write the words in the space provided.





10

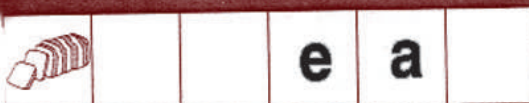
11

12

13

14


15



16







17








18



Worksheet-25 : The learner - solves simple crossword puzzles

Solve these crossword puzzles and write the words in the space provided.
The picture is given as clue for each word.

				1	<div></div>
		i	h	2	<div></div>
	a		e	3	<div></div>
4	<div></div>				
5	<div></div>				
6	<div></div>				
			b		
			a		
			s		
			k		
			t		
				7	<div></div>
L	e			8	<div></div>
				9	<div></div>
	e		g		

					10	
	n	o		e	11	
					12	
	c			r		
13						
				m	n	y
14						
15				t	a	e
		p	r	o	16	
	i				17	
	e			n	18	
	n			e		

Each question has four multiple choices.

Tick (✓) the right one. Each question carries one mark.

1. Which letter comes between 'x' and 'z'?

- (a) v (b) y (c) w (d) t

2. Which word rhymes with the underlined word?

Touch the ground

- (a) bear (b) shoes (c) school (d) ground

3. The picture matches with the word _____



- (a) fish (b) iron (c) cup (d) jeep

4. Which word begins with 'W'?

- (a) window (b) pillow (c) ox (d) box

5. The child in the picture is _____



- a. combing his hair b. washing his face
c. brushing his teeth d. polishing his shoes

6. The word for the picture is a _____

- a. book b. tree
c. kite d. ball



7. The picture for the word 'swan' is _____

Chose one from pictures 'A', 'B', 'C', 'D'.

A.



B.



C.



D.



8. Which of the following has the letter 'Q' in it?

(a) QUEEN (b) MOUSE (c) ROSE (d) VIOLIN

9. Which of the following has the letter 'g' in it?

(a) rose (b) orange (c) jeep (d) mouse

10. Find the odd one out

(a) D (b) M (c) H (d) n

11. Find the odd one out

(a) g (b) w (c) i. (d) L

12. Which one of the following matches the word 'PARROT'?

(a) carrot (b) potato (c) PARROT (d) parrot

13. Which one of the following matches the word 'eagle'?

(a) pigeon (b) PIGEON (c) eagle (d) EAGLE

14. Fill in the blank in the following set of letters.

F, G, H, _____, J, K, L, M

(a) O (b) I (c) M (d) i

15. Fill in the blank in the following set of letters

e, f, g, h, i, _____, k, l, m

(a) O (b) J (c) j (d) U

16. The word for the picture is _____.



(a) ant (b) doll (c) jeep (d) tree

17. Complete the word with the missing letter

_____ ROG

(a) P (b) D (c) F (d) C

18. The word for the number '7' is _____

(a) nine (b) eight (c) seven (d) six

19. Fill in the blank in the word 'twe-ve' with the missing letter for the number 12.









(a) d (b) e (c) f (d) l

20. The correct spelling for the name 'ଧୋନି' is _____.

(a) Dhoni (b) Bhoni (c) Dohni (d) Dhorni











Worksheet-27 : The learner - solves simple crossword puzzles

See the pictures below and fill in the blanks to make meaningful words.

	<table border="1"> <tr><td></td><td>B</td></tr> <tr><td></td><td></td></tr> <tr><td>C</td><td></td><td>T</td></tr> <tr><td></td><td></td><td></td></tr> <tr><td></td><td>L</td><td></td></tr> <tr><td></td><td></td><td></td></tr> </table>		B			C		T					L																									
	B																																					
C		T																																				
	L																																					
	<table border="1"> <tr><td></td><td></td><td>B</td><td></td><td></td></tr> <tr><td></td><td></td><td></td><td></td><td></td></tr> <tr><td></td><td></td><td>R</td><td></td><td>E</td></tr> <tr><td></td><td></td><td></td><td></td><td></td></tr> </table>			B										R		E																						
		B																																				
		R		E																																		
	<table border="1"> <tr><td>S</td></tr> <tr><td></td></tr> <tr><td></td></tr> <tr><td></td></tr> <tr><td>E</td><td></td><td></td></tr> <tr><td></td><td></td><td></td></tr> <tr><td></td><td></td><td></td></tr> </table>	S				E																																
S																																						
E																																						
	<table border="1"> <tr><td>F</td><td></td><td></td><td></td><td></td><td>R</td></tr> <tr><td></td><td></td><td></td><td></td><td></td><td></td></tr> <tr><td></td><td></td><td></td><td></td><td></td><td></td></tr> <tr><td></td><td></td><td></td><td></td><td></td><td></td></tr> <tr><td></td><td></td><td></td><td></td><td></td><td></td></tr> <tr><td></td><td></td><td></td><td></td><td></td><td></td></tr> </table>	F					R																															
F					R																																	

Worksheet-28 : The learner - matches, words with pictures

Match words in 'A' with pictures in 'B' and write the serial number of the word in the box given for each picture in 'B'. Then write the words in the space provided. One is done for you.

Sl. No.	Words	Pictures	Sl. No.	Space for writing
1.	Table			
2.	Lion			
3.	Dog			
4.	Jug		1.	Table
5.	Mobile			
6.	Pumpkin			
7.	Flower			
8.	Fan			
9.	Pen			
10.	Glass			

Worksheet-29 : The learner - writes words without pictures

Fill in the blanks in each word using the correct letter / letters from the box.

a, e, i, o, u

- | | | |
|-------------|-------------|---------------|
| A- P _ _ rk | c _ k _ | b _ _ k |
| sh _ p | f r _ _ ck | f r _ _ t |
| b _ r d | t _ b l _ | p _ c t _ r _ |
| fl _ w _ r | ch _ _ r | c _ r |
| st _ c k | cl _ t h | n _ m _ |
| kn _ f _ | tr _ _ | m _ t h _ r |
| f _ s h | gl _ s s | pl _ t _ |
| d _ c k | f _ t h _ r | n _ c k |
| s _ s t _ r | sh _ p | sh _ _ |

B- Rewrite the words in 'A'. The first one is done for you.

park

Worksheet-30 : The learner - • uses specific forms of greetings and makes request in polite form • uses simple request and command

Under column 'A' are some situations of our everyday life. Read each of them carefully and write your response to the situation in the blank spaces under 'B'. One is done for you.

Column - A

Column - B

- | | |
|--|-----------------------|
| 1. You are late for the class. Your teacher is in the class | Sorry Sir, I am late. |
| 2. The teacher calls your roll. | _____ |
| 3. Somebody thanks you. | _____ |
| 4. Somebody offers you a chocolate and
you don't want to take it. | _____ |
| 5. You want to use someone's pen and
he gives you his pen to use. | _____
_____ |
| 6. You don't know where the railway station is and | _____ |
| 7. Someone says something to you but you can't hear. | _____ |
| 8. When you do something wrong. | _____ |
| 9. When you see off somebody. | _____ |

Note to the teacher : Teacher does this activity orally first. She/he gives one or two examples such as: for serial number a, "Bye". for serial no.5, "Thank you".

Worksheet-31 : The learner talks about self describing himself/herself

* Teacher asks the following questions.

* Students listen and answer orally first.

* Teacher asks them to write the answers in the space given.

1. What is your name?

2. What is your father's name ?

3. How old are you ?

4. What is your grandfather's name ?

5. What is your mother's name ?

6. What is the name of your school ?

7. What class are you in ?

8. Who is your headmaster ?

9. Who is your class teacher ?

Worksheet -32 : The learner - identifies simple rules of grammar (gender)


Teacher gives example on the masculine and feminine forms of a noun. Match the words in column 'A' with their related words under column 'B' One is done for you.

'A'

father
man
horse
tiger
prince
son
uncle
boy
grandfather
king
sir

'B'

princess
mare
madam
girl
queen
mother
tigress
daughter
woman
granmother
aunt



Now copy the words matched in the table below :

A (Male)	B (Female)
father	mother

Worksheet-33 : The learner - copies words and phrases

Writing

(A) Look and say	(B) Look, say and write	(C) Cover and write	(d) Write again
table			
blackboard			
class			
chair			
stories			
pencil			
eraser			
duster			
chalk			
teacher			

(B) Fill in the blanks using the words from the table above.

1. This is my class.
2. Mrs. Anita is our _____.
3. She sits on the _____.
4. She keeps her book on the _____.
5. She writes on the _____.
6. She uses _____ and _____.
7. I write with my _____.
8. I use _____ to correct my mistakes.
9. She tells us interesting_____.
10. I love my teacher very much.

Note to the teacher : The teacher points to the real objects available in the classroom and asks the students to see and say.

Worksheet-34 : The learner - uses noun such as 'glass', 'bottle', etc and prepositions like 'in', 'on', 'under', etc.

Look and say .

Teacher will discuss the pictures using prepositions **on**, **in**, **under** as given in the example.
(Oral activity)

Example :

1. A : Look at Picture -1. Where are the glasses ?

B : The glasses are on the table.

A : Where are the bottles?

B : The bottles are on the table.

1. Where are the glasses?



glasses

1. Where are the bottles ?




bottles

3. Where are the boxes ?



boxes

4. Where are the clocks ?



clocks

5. Where are the toys ?



cats toys

6. Where are the hens ?



hens

7. Where are the oranges ?



oranges

8. Where are the pencils ?



pencils

9. Where are the match-sticks ?



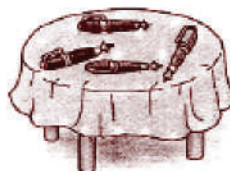
matches

10. Where are the shoes ?



shoes

11. Where are the pens ?



pens

12. Where are the pots ?



pots

Worksheet-35 : The learner - learns and uses appropriate prepositions

Teacher introduces the prepositions through pictures given below :

Example :

1. A : Look at Picture -1. What is this ?
B : It is a toy car.

- A : Where is the toy-car ?
B : The toy car is under the table.

Fill in the blanks looking at each picture. One is done for you.

1.



The toy-car is _____
the table.

2.



The boat is _____
the chair.

3.




The bowl is _____
the teapot.

4.



The bus is _____
the road.

5.



The lamp is _____
the table.

6.



The duck is swimming
_____ the pond.

7.



The telephone is
_____ the table.

8.



The spoon is
_____ the plate.

9.



The umbrella is _____
the room.

10.



The flower is _____
the glass.

11.



The ball is _____
the car.

12.



The banana is _____
the basket.

Worksheet-36 : The learner - identifies simple present forms of verbs.

A) Match the words in column A, B and C to make meaningful sentences. One is done for you.

	A		B		C
1.	An author	<input type="checkbox"/>	teaches	<input type="checkbox"/>	the field
2.	A farmer	<input type="checkbox"/>	treats	<input type="checkbox"/>	fish in the river
3.	A teacher	<input checked="" type="checkbox"/>	writes	<input type="checkbox"/>	in the class
4.	A sailor	<input type="checkbox"/>	ploughs	<input type="checkbox"/>	the patients
5.	A doctor	<input type="checkbox"/>	catches	<input checked="" type="checkbox"/>	books
6.	A fisherman	<input type="checkbox"/>	builds	<input type="checkbox"/>	our clothes
7.	A carpenter	<input type="checkbox"/>	sails	<input type="checkbox"/>	furniture
8.	A goldsmith	<input type="checkbox"/>	stitches	<input type="checkbox"/>	ornaments
9.	An engineer	<input type="checkbox"/>	makes	<input type="checkbox"/>	roads and bridges
10.	A tailor	<input type="checkbox"/>	designs	<input type="checkbox"/>	ships and boats

B) Now write the sentences in the space below :-

1. An author writes books.
2. _____
3. _____
4. _____
5. _____
6. _____
7. _____
8. _____
9. _____
10. _____

Worksheet-37 : The learner - identifies and learns simple grammar - rules (auxiliary verbs)

Read the words in 'A' and copy them in 'B'

Task -1 Cover the words in 'A' and 'B' and write them in 'C'

A Look and say	B Read and write	C Cover and write
is		
was		
are		
were		
may		
can		
will		
am		
shall		
should		

Task -2, Complete the following sentences using correct words in blanks. Choose the words from the first part of the table.

1. I _____ Lisa.
2. I _____ sing.
3. Hari _____ my brother.
4. He _____ ill today.
5. He _____ come to school tomorrow.
6. We _____ play together.
7. Rosy and me _____ good friends.
8. We _____ at Puri yesterday.
9. I _____ gift a toy to her.
10. We _____ respect our elders.

Worksheet-38 : The learner - learns the present progressive forms of verbs and write sentences

Teacher puts the questions and asks the students to look at the pictures and answer orally. Then he/she asks them to write the answers in the space provided for each. One is done for you.

Answer the questions :

1. Where is the girl going ?

A The girl is going to school.

2. Where are the girls sitting now ?

A The girls are _____.

3. Where is the boy going ?


A The boy is _____.

4. Where is the boy sleeping now ?

A _____.

5. What is the girl doing ?

A _____.



**Worksheet-39 : The learner - • talks about self and writes
• describes himself/herself and his/her family**

A) Teacher writes the sentences on the blackboard and demonstrates how to introduce oneself and asks students to speak about themselves.

I am _____.

I live in _____.

I am _____ years old.

I am in class _____.

I like _____.

B) Speaking about my family.

● Complete the following sentences first and speak about your family.

I am _____.

I live with my _____ and _____.

My father's name is _____.

My mother's name is _____.

There are _____ members in my family.

We live together happily.

Worksheet-40 : The learner - • uses simple rules of grammar • learns present progressive forms of verbs

Teacher will ask questions and students will respond to them as shown in example for picture No.1 Then the teacher will ask students to write sentences. The first one is done for you.

Teacher : What is the boy doing ?
Student : The boy is running.

Follow the same procedure for all other pictures from No.2-12.

1.



running

2.



walking

3.



standing

4.



sitting

5.



smiling

6.



crying

7.



eating

8.



drinking

9.



jumping

10.



falling

11.



pushing

12.



pulling

Worksheet-41 : The learner - writes sentences using “can/cannot” to express ability and inability.

Teacher introduces the lesson saying what a person can do and cannot do. He/she asks them to say about themselves using the expressions given.

Using can / cannot

A) Answer the questions orally : Yes, I can / No, I cannot.

1. Can you touch your toes ?
2. Can you ride a horse ?
3. Can you touch the ceiling ?
4. Can you touch the back of your neck ?
5. Can you bend a ruler ?
6. Can you break a ruler ?
7. Can you bite an apple ?
8. Can you bite a stone ?
9. Can you read this ?
10. Can you swim ?



B) Now, write the answers below. One is done for you.

1. Yes, I can touch my toes.
2. _____
3. _____
4. _____
5. _____
6. _____
7. _____
8. _____
9. _____
10. _____

**Worksheet-42 : The learner - • responds to comprehension questions
• comprehends text and responds to questions orally and in writing**

Read the following text and do the activities that follow.

Gopal and his two friends are sitting under a tree. They have a dog with them. It is black. It is eating a piece of bread. It is happy.

Comprehension questions :-

(i) Who are there in the paragraph ?

There are _____

(ii) What are Gopal and his friends doing ?

They are _____

(iii) What do they have with them ?

They have _____

(iv) What colour is the dog ?

It is _____

(v) What is it eating ?

It is eating _____

(vi) Who is happy? _____

Note to the teacher :- Teacher reads aloud the sentences of the paragraph. Students repeat after the teachers. Students read silently. Teacher asks comprehension question. Students answer them. Then they write the answers.

**Worksheet-43 : The learner - • sings/recites the poem with action
• comprehends the poem and answers the questions.**

THE MONKEY FROM RIGER

Read the small poem below and answer the questions that follow :



There was a monkey from Riger,
Who rode on a tiger.
They returned from the ride,
With the monkey inside.
And the smile on the face of the tiger.
There was a monkey from Riger.



Comprehension Questions :


1. Who are there in the poem ? _____
2. Who rode on a tiger ? _____
3. Where was the monkey from ? _____
4. What does "They" stand for ? _____
5. Where was the monkey when they came back ? _____
6. Who was smiling ? _____
7. Why was the tiger smiling ? _____
8. What is 'Riger' - the name of a person or a place ? _____

Note to the teacher : Teacher reads aloud the passage. S/he reads the story line by line and students repeat after him/her in chorus. Teacher reads aloud one line. Students read the next line and so on. Students read silently. Teacher ask and comprehension questions. At the end s/he ask & students to write the answers.

**Worksheet-44 : The learner - identifies sequence of ideas/themes
• comprehends the poem and answers the questions.**

“DOGS”

The dogs I know
Have many shapes,
Some are big and tall
Some are long
And some are thin,
And some are fat and small.
And some are so thin that
They seem to have no skin at all.



1. Given below are the lines of the poem “Dogs”. They are not in order.
Arrange the lines properly to get the poem. First write the serial numbers in
the boxes given, and then rewrite the sentences in order.

- Some are big and tall.
- And some are thin
- And some are so thin that
- They seem to have no skin at all
- Have many shapes,
- Some are long,
- The dogs I know,
- And some are fat and small.

2. Write answers to the following questions. One is done for you.

(i) What is the poem about ?

The poem is about dogs.

(ii) How many dogs are there in the picture ?

_____.

(iii) Which kind of dogs seem to have no skin at all?

_____.

(iv) How many shapes of dogs are described in the poem ?

_____.

(v) What are these shapes ?

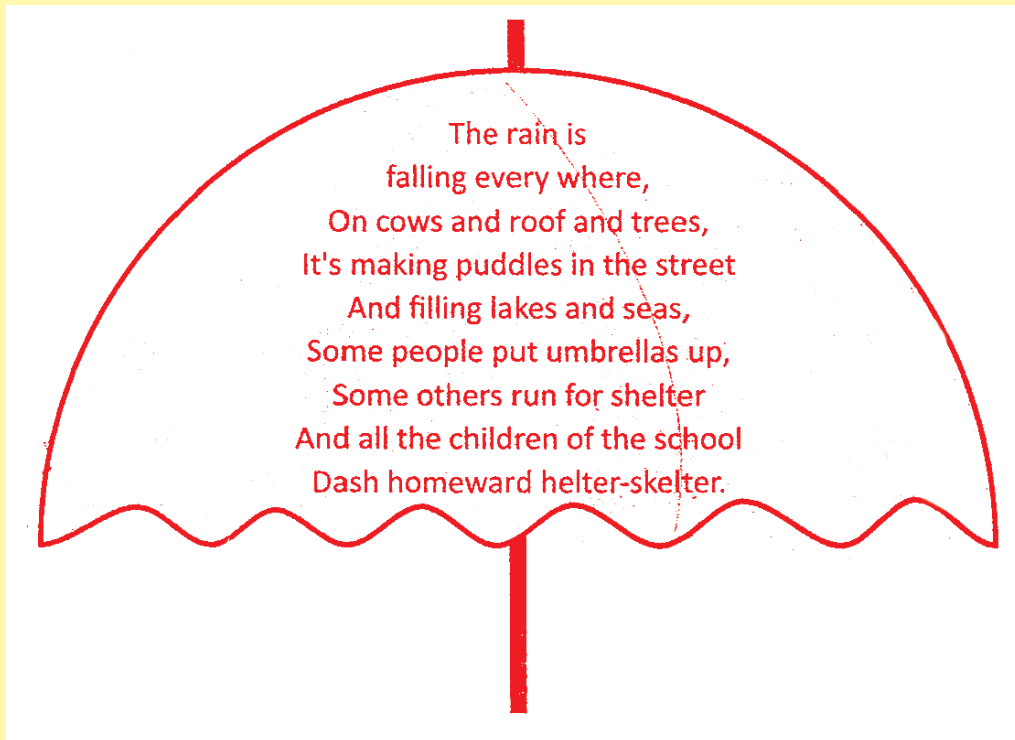
They are _____.

(vi) Do you love dogs ?

_____.

Worksheet-45 : The learner - sings and recites the poem with action
• comprehends the text and answers the questions

Read the poem and answer the questions.



Questions :

- A. 1. The poem is about _____
2. The rain is falling on _____, _____ and _____
3. Where are the puddles ?
4. The rain is raining on the people _____
with umbrellas.
without umbrellas.
5. The children are running to _____
their homes.
School.

(Tick in the box with correct answer for questions 4 and 5.)

B. Write answers to the comprehension questions under 'A'.

1. _____

2. _____

3. _____

4. _____

5. _____

Note to the Teacher:-

The teacher reads aloud the poem and the students repeat after him/her in chorus. The teacher reads aloud one line and the students read the next line and so on. Students read silently and answer the comprehension questions.

**Worksheet-46 : The learner - writes a small paragraph
describing himself/herself**

Step - 1

Read the paragraph about Namita given below.

I am Namita. I am 8 years old. Mr. Sebak Das is my father. Mrs. Smita Das is my mother. I go to Girls' Model U. P School, Ranpur.

Step - 2

A. Fill in the following form about you.

1. My Name - _____

2. My Age - _____

3. My Father's Name - _____

4. My Mother's Name - _____

5. Name of my School - _____

Step - 3

Now write a small paragraph about you (Follow step-2) changing the underlined words (as in step-1)

Worksheet-47 : The learner - comprehends a prose text and responds to comprehension questions

Read the following passage and answer the questions that follows .

Once there lived a poor man in a village. He had a rich class-mate. He lived in a town. They did not meet for a long time. In the mean time the rich friend had problems with his ears and he became deaf. This was not known to his friend in the village. The rich friend came to know that his friend was seriously ill. So he decided to visit him .

1. Who are there in this passage ?

2. Where did the poor friend live ?

3. Where did the rich friend live ?

4. Who became deaf ?

5. Did the poor friend know this ?

6. What did the rich friend come to know ?

7. What did he decide to do ?

**Worksheet-48 : The learner - writes a similar paragraph
(parallel writing)**

Writing 4-5 sentences on one's living place (Village or town)

Step -1

Read the following paragraph given below.

MY VILLAGE

The name of my village is Samina. It is in Sundargarh. It is 6 kilometers away from Sundargarh. There are 902 people in my village. There is a Primary School in my village. We have a Post Office here. I love my village very much.

Step - 2

Write a similar paragraph on your village or town. Write new words in place of the words underlined.

**Worksheet-49 : The learner - • reads and comprehends a text
• writes the answers of the questions**

Read the following passage and write the answer to the questions that follow ;

Three bears lived in a house near a forest. There was Papa Bear, a great huge bear. There was Mama Bear, a middle sized bear, and there was Baby Bear, a small bear. One day, they went out for a short walk in the forest. Mama Bear had cooked porridge for breakfast. She left the porridge at home to be cool.

1. Where did the bears live ?

2. Where was their house?

3. How many bears were there ?

4. Who was a middle sized bear ?

5. Who was the biggest of all ?

6. Who was the smallest of all ?

7. Where did they go one day ?

8. Why did they go out to the forest ?

9. What did Mama Bear cook ?

10. Why did she leave the porridge at home ?

**Worksheet-50 : The learner - • reads and comprehends a text
• writes the answers of the questions**

Read the following paragraph and answer the questions that follow.

Once there lived a jackal in a forest. One day, he did not get any food. He was very hungry. In the evening, he came into a village. he was looking for food. By chance he fell into a washer-man's tub. It was full of blue water. He became blue and the other Jackals could not know him.

(After getting answers to the comprehension questions, the teacher asks learners to write the answers to those questions in the space provided.)

1. What is the paragraph about ?

2. Where did the jackal live ?

3. When did the jackal come into the village ?

4. What was he searching for ?

5. Where did he move in the village ?

6. Where did he fall into ?

7. What happened to him when he fell into a tub ?

8. Why did the other jackals not know him ?

9. Who is 'He' in the last sentence ?

**Worksheet-51: The learner - writes a small paragraph about himself/
herself • learns to write bio-data**

Step-1

Read the following Bio-data form filled in by Ramesh Patra

BIO-DATA

- | | | |
|-----|-----------------|-------------------------|
| 1. | Name | Ramesh Patra |
| 2. | Age | 9 Years |
| 3. | Place of living | Chhendipada |
| 4. | Father's Name | Naresh Patra |
| 5. | Mother's Name | Sangita Patra |
| 6. | School's Name | Chhendipada U.P. School |
| 7. | Class | 5 |
| 8. | Liking Games | Cricket |
| 9. | Liking Clothes | Jeans & T-shirt |
| 10. | Liking Food | Roti and Chicken |

Step-2

Read the following lines written by Ramesh Patra.

My name is Ramesh Patra. I am 9 years old, I live in Chhendipada. Sri Namesh Patra is my father. Srimati Sangita Patra is my mother. I go to Chhendipada U.P. School. I am in Class-V. I like to play Cricket. I like jeans and t-shirts. I love roti and chicken.

Step-3

Fill in the following “Bio-data” for you.

BIO-DATA

1. Name : _____
2. Age : _____
3. Place of Living : _____
4. Father's Name : _____
5. Mother's Name : _____
6. School's Name : _____
7. Class : _____
8. Liking Games : _____
9. Liking Clothes : _____
10. Liking Food : _____

Step-4

Now write 10 sentences on yourself. You may look at the sentences written by Ramesh Patra.

Worksheet 52 : Monthly Assessment -32 (L.C. worksheet 2-51)

Full Mark-20

Each question has four multiple choices.

Tick (✓) the right one. Each question carries one mark.

1. Complete the word with the missing letter

gl__ss

(a) a (b) e (c) i (d) u

2. What will you say when some one offers you a chocolate?

(a) sorry (b) yes (c) thank you (d) i am late

3. The opposite word for 'king' is _____

(a) son (b) father (c) mother (d) queen

4. Use the correct word for the given sentence.

I write with my _____

(a) duster (b) eraser (c) pencil (d) tiffin-box

5. See the picture and write the correct word in the given sentence.

The ball is _____ the table



(a) on (b) under (c) above (d) over

6. Fill in the blank with correct word in the given sentence.

You _____ Lisa

(a) are (b) is (c) am (d) were

7. See the picture and fill in the blank with the correct word.

The boy is _____.



(a) reading (b) sleeping (c) writing (d) sitting.

8. What is the girl in the picture doing?

The girl is _____.

(a) running (b) walking (c) playing (d) dancing



9. "Gopal and his dog are sitting under a tree"

Who are there in the sentence?

(a) Gopal and Hari (b) Gopal and his cat
(c) Gopal and his dog (d) Gopal and his friend

10. Who rode on a tiger in the poem "The Monkey from Riger"?

(a) The dog (b) The monkey (c) The cat (d) The mouse

11. Complete the sentence with the correct word.

The dogs I know have many _____.

(a) legs (b) shapes (c) tails (d) noses

12. See the picture and fill in the blank with the correct word.

The rain is falling _____.

(a) no where (b) everywhere
(c) on me (d) on you



13. The opposite of 'poor' is _____.

(a) good (b) rich (c) dirty (d) small

14. The name of your state is _____.

(a) Bihar (b) Odisha (c) Jharkhand (d) West bengal

15. Fill in the blank with correct word.

Mama bear cooked porridge for _____.

(a) food (b) dinner (c) lunch (d) breakfast

16. The jackal fell into a _____ tub

(a) fisherman's (b) washerman's

(c) policeman's (d) postman's

17. Bio-data form is written to get information about _____.

(a) a person (b) a place (c) on object (d) an animal

18. Fill in the blank with the correct word given. You can _____.

(a) catch the wind (b) bite an apple

(c) bite a stone (d) carry a mountain

19. Rosy and me _____ good friends.

(a) is (b) are (c) should (d) could

20. A doctor _____ patients

(a) treats (b) teaches (c) builds (d) sails



Worksheets for The Rest of the Year (ROY)

UJJWAL

**ENGLISH
IV & V**



CONTENT

REST OF THE YEAR (ROY)

Sl. No.	Learning Out come	Worksheet No.	Link with text book page No. (Topic/Class)	Page No.
1	Sings/recites rhymes with action, uses proper forms of greetings.	Worksheet-1	Socialization self introduction	
2	Uses English words in mother tongue	Worksheet-2	Lesson-2,3,5 Class-III	
3	Identifies small and capital letters	Worksheet-3	Part-II Class-3, Lesson-3	
4	Talks about self, describes about himself/herself and writes a small paragraph.	Worksheet-4	Socialization	
5	Learns numbers from 1-30 and soon, learns number names	Worksheet-5	Part-II, Class-3, Lesson-1,6	
6	Associates words with pictures	Worksheet-6	Part-II, Class-3, Lesson-3	
7	ASSESSMENT-3	Worksheet-7		
8	Re-arranges letters to make meaningful word, fills-up blanks to get the words.	Worksheet-8	Part-II, Class-4, Lesson-2	
9	Learns rhyming words (Phonic sound of the words)	Worksheet-9	Part-II, Class-4, Lesson-2	
10	Learns to write short sentences using 3-4 words	Worksheet-10	P-2, Class-5 P-2, Class-4	
11	learns the use of articles	Worksheet-11		
12	Uses and learns masculine and feminine forms of words.	Worksheet-12	Known English word	
13	Learns and uses simply functional grammar (auxiliary verbs)	Worksheet-13	P-2, Class-4	
14	ASSESSMENT-4	Worksheet-14		
15	Learns and uses present progressive forms of verb	Worksheet-15	P-2, Class-3 P-6, Class-4	
16	Learns and uses simple rules of grammar (has/have)	Worksheet-16	P-2, Class-4	
17	Learns about people of different professions using appropriate vocabulary	Worksheet-17	Class-6, Lesson-7	
18	Writes meaningful short sentences	Worksheet-18		
19	Write paragraph from verbal / visual clues	Worksheet-19	Part-2, Lesson-8, Class-3	

(ROY)

20	Learns uses Singular and Plural forms of nouns	Worksheet-20	Part-2, Class-6	
21	ASSESSMENT-5	Worksheet-21		
22	Learns the days of a week and months of a year.	Worksheet-22	Link with Text Box	
23	Writes answers to the questions and a paragraph using information from an authentic material (Calendar)	Worksheet-23	Part-2, Class-6	
24	Draft and writes short paragraph based on verbal, print and visual clues	Worksheet-24	Part-I, Lesson-2	
25	Reads and comprehends a text, writes answers to the questions	Worksheet-25	Part-III, Lesson-II	
26	Reads and comprehends a text, writes answers to the questions.	Worksheet-26	Part-III, Class-3	
27	Write the answers to the questions	Worksheet-27	Part-III, Class-3 Lesson-3	
28	Writes a paragraph on his/her own using hints/clues given on another person.	Worksheet-28	Lesson-1, Class-3 Unit-3	
29	ASSESSMENT-6	Worksheet-29		

Worksheet-1 : The learner - • sings/recites songs with action • greets people around him/her • uses proper forms of greetings

Good Morning

Good morning, Good morning,
Good morning to you !
Good morning, Good morning,
I am glad to see you.

- * Teacher recites the rhyme and students listen.
- * Teacher recites the rhyme and students repeat after him.
- * Teacher divides the class into two groups. One group recites one line and the other group recites the next line and so on.....
- * Teacher tells the students about the situations and use of the following greeting/ parting expressions.
- * Students use the expressions in contexts / situations.

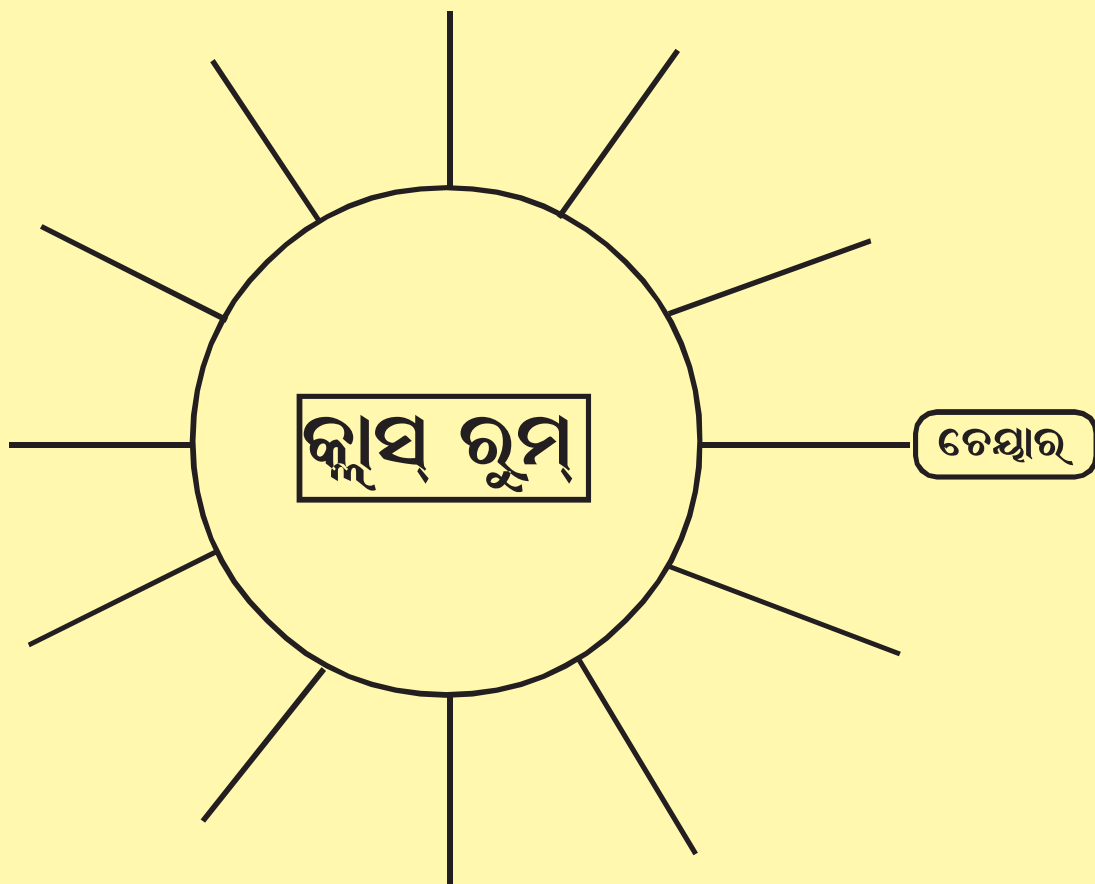
The students recite the rhyme with action with the teacher's assistance.

Use the following expressions : Your teacher will help you.

Good morning !	Thank you !
Good afternoon !	Welcome !
Good day !	Nice meeting you !
Good evening !	See you !
Good night !	Good bye !

Worksheet-2 : The learner - uses English words in mother tongue

Write the words related to 'CLASSROOM' in Odia.



The teacher writes an English Word such as 'CLASSROOM' in Odia and students write related English words in Odia.

Worksheet-3 : The learner - Identifies small letters with capital letters.

(A) Some words both in capital and small letters are given below. Match the words in capital letters with the words in small letters. The first one is done for you.

PLATE	engine
BOTTLE	scooter
ENGINE	helicopter
STOVE	plate
DRIVER	computer
HELICOPTER	rickshaw
COMPUTER	bottle
RICKSHAW	driver
SCOOTER	stove

(B) Now, rewrite the above words both in CAPITAL and small letters. One from each is done for you.

1. PLATE
2. _____
3. _____
4. _____
5. _____
6. _____
7. _____
8. _____
9. _____

1. engine
2. _____
3. _____
4. _____
5. _____
6. _____
7. _____
8. _____
9. _____

Worksheet-4 : The learner - • talks about self • describes about himself/herself and writes a small paragraph.

1. Read the paragraph silently.

My name is Kusum Panda. I am from Maheshdihi. It is in Sundergarh. I go to Nodal Primary School, Maheshdihi. I am in Class-VI.

2. Fill in the following form about you.

Name : _____

Place : _____

District : _____

School : _____

Class : _____

3. Write your bio-data using the above format used for Kusum Panda.

**Worksheet-5 : The learner - • learns numbers from 1-30 and so on
• learns numbers names**

(A) See the pictures under the 'Picture' column count the pictures and write in numbers and words in the space given.











Picture	Number	Number in words
	1	One
		
		
		
		
		
		
		
		

(B) Write the number or word which is missing in the blank box. One is done for you.

Number	Words
2	Two
4	
	Seven
	Nine
11	
	Thirteen
15	
	Sixteen
17	
	Eighteen
3	
	Twenty Two
26	
	Twenty Seven
29	
	Thirty

Worksheet-6 : The learner - associates words with pictures

Match the words with the pictures first. Then write the words for the pictures. One is done for you.

Sl. No.	Word	Picture	Space for writing
1.	mango		_____
2.	Flower		_____
3.	dog		mango
4.	chair		_____
5.	tree		_____
6.	umbrella		_____
7.	elephant		_____
8.	cycle		_____
9.	parrot		_____
10.	bottle		_____

Worksheet-7 Monthly Assessment-3 (Worksheet-1-6)

Full Mark-10

Each question has four multiple choices.

Tick (✓) the right one. Each question carries one mark.

1. Fill in the blank with the correct word

Good morning _____

Good morning to you!

- (a) Good night (b) Good morning
(c) Good noon (d) Good afternoon

2. Which word is not related to classroom?

- (a) chalk (b) black board (c) duster (d) bus

3. The word 'PLATE' matches with _____.

- (a) cup (b) plate (c) ball (d) bus

4. When writing a bio-data, one should not write about his/her _____


- (a) name (b) place (c) district (d) friend's address

5. The number in words for '8' is _____


- (a) five (b) nine (c) eight (d) two

6. Which word names the picture?

- (a) monkey (b) elephant
(c) dog (d) umbrella



7. There are _____ mangoes in the picture.



- (a) four (b) five (c) six (d) seven
8. The number in words for 15 is _____.
- (a) seventeen (b) sixteen (c) eighteen (d) fifteen
9. You should not write _____ when writing about yourself.
- (a) name (b) class (c) age (d) name of teachers.
10. You would say _____ when you meet your friend in the evening.
- (a) Good morning (b) Good night
- (b) Good afternoon (c) Good evening

Worksheet-8 : The learner - • rearranges letters to make meaningful words • fills up the blanks to get the word

(A) Put the letters in order and make words.

	<u>Letters</u>	<u>Word</u>
Example :	WCO	COW
I.	TAR	_____
II.	TBA	_____
III.	MTA	_____
IV.	SUB	_____
V.	PCU	_____
VI.	EPJE	_____
VII.	GJU	_____
VIII.	IEKT	_____
IX.	NAV	_____
X.	WNSA	_____

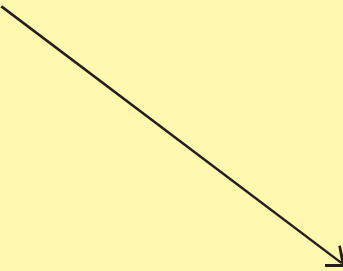
(B) Some letters in the words are missing. Fill in the blanks with the correct letter(s) and complete the words.

- I. _____ able
- II. bl_____k
- III. k___ife
- IV. or___nge
- V. a_____ le
- VI. _____ lephant
- VII. wi_____ dow
- VIII. u___brella
- IX. _____ lo _____ er
- X. te_____cher

Worksheet - 9: The learner - learns rhyming words (learns phonic sound of the words)

(A) Draw lines to match the rhyming words of Column 'A' with the words of Column 'B'. Say the rhyming words in chorus.

<u>A</u>	<u>B</u>
Catch	Sold
Pet	Run
Sent	Hate
Gate	Net
Sun	Match
Moon	Cat
Bat	Bent
Gold	Soon



(B) Now write the rhyming words of the following after matching.

Hate	_____
Sold	_____
Bent	_____
Sun	_____
Pet	_____
Bat	_____
Late	_____
Match	_____

Worksheet -10 : The learner - learns to write short sentence using 3-4 words

(A) Match the words in Column 'A' with the words in Column 'B'. Write the matched words in column 'C' one is done for you.

<u>A</u>	<u>B</u>	<u>C</u>
1. tall	king	
2. round	years	
3. green	book	
4. wild	question	
5. new	day	
6. kind	knife	
7. sunny	tree	tall tree
8. beautiful	leaf	
9. hundred	flower	
10. sharp	animal	
11. easy	table	

(B) Make sentences as shown in the examples.




1. The tree is tall .
2. _____.
3. _____.
4. _____.
5. _____ is new.
6. _____.
7. _____.
8. _____.
9. _____.
10. The question is _____.

Worksheet-11 : The learner -learns the use of articles

(A) There are some pictures below.

Every picture has a box in the right top corner of it. Write a / an / the in each box. One is done for you.

Example :



(B) Read the following paragraph. See how 'a', 'an' and 'the' are used here.

There was an elephant and there was a bear. The elephant and the bear became good friends. An ox saw them going in the forest. The ox was happy. He said, "What good animals these are!"













(c) Fill in the blanks with 'a' / 'an' or 'the'.

1. My uncle gave me _____ ice-cream.
2. I ate it and had _____ headache.
3. My father took me to _____ doctor.
4. The doctor prescribed me _____ injection.
5. _____ headache went away.
6. It is going to rain. You should take _____ umbrella with you.
7. _____ apple a day keeps the doctor away.
8. There was _____ lion in _____ forest.
9. _____ lion was sleeping under a tree.
10. _____ rat fell on him.
11. _____ lion got angry with _____ rat.

Worksheet-12 : The learner - uses and learns masculine and feminine forms of words.

Change the gender of the following nouns :

(A) Look at the picture. Write the feminine forms of words by looking at the pictures.

Masculine		Feminine	
1. boy		
2. man		
3. king		
4. uncle		
5. father		
6. peacock		

B. Write the masculine forms of the following.

1. hen : _____

2. lioness : _____

3. sister : _____

4. she : _____

5. grandmother : _____

Worksheet-13 : The learner - learns and uses simple functional grammar (auxiliary verbs)

(A) Fill in the blanks with is, 'am', or 'are'.

- I. You _____ a good player.
- II. Harish _____ a nice student
- III. The girls _____ in the field
- IV. The apples _____ sweet.
- V. The doll _____ small.
- VI. Rina _____ my friend.
- VII. Today _____ Monday.
- VIII. My uncle _____ in the room.
- IX. It _____ your book.
- X. I _____ a teacher.
- XI. You _____ very wise.
- XII. Mohan _____ a painter.
- XIII. I _____ a player.
- XIV. Sonali _____ a good dancer.
- XV. _____ you fine ?

B. Write answers to the following questions.

- I. What is your name ?

- II. Where are you from ?

- III. What is your father's name ?

- IV. How old is he ?

- V. What is your mother's name ?

- VI. How old is she ?

Worksheet-14 : Monthly Assessment -4 (Worksheet 8-13)

Full Mark-10

Each question has four multiple choices.

Tick (✓) the right one.

1. When we put the letters - wco - in correct order

we have the word _____

(a) bat (b) cow (c) cup (d) cat

2. Fill in the blank with the missing letter to complete the word.

(a) p (b) t (c) d (d) o

3. _____ rhymes with 'moon'

(a) bent (b) run (c) soon (d) net

4. Find the odd one out

(a) tall tree (b) green leaf

(c) beautiful flower (d) easy chair

5. See the picture and tick the correct name



(a) an egg (b) an umbrella

(c) an orange (d) a umbrella

6. My uncle gave me _____ ice- cream

(a) a (b) an (c) four (d) many

7. Tick the correct masculine form for peahen _____.
(a) king (b) father (c) peacock (d) Cock
8. The feminine form of uncle is _____.
(a) aunt (b) mother (c) cow (d) woman
9. You _____ a good student.
(a) am (b) are (c) is (d) were
10. Rina _____ my friend.
(a) has (b) is (c) this (d) that

Worksheet-15 : The learner - learns and uses present progressive forms of verbs

(A) Read the picture carefully and answer the questions first orally and then in writing.



1. Who are there in the picture ?

2. Who is flying a kite ?

3. Who is chasing whom ?

4. What is the girl doing ?

5. Where is the owl sitting ?

6. What is the man doing ?

(B) Look at the pictures and choose the correct options to complete the sentences.



A boy is _____ (sleeping / reading).



A girl is _____ (driving / drinking).



She is _____ (eating / sleeping).



She is _____ (sitting / singing).

(C) The words in the wordlist are hiding in the puzzle. Circle them. One is done for you.

f	i	t	o	p	w	o	k	e	a
s	u	a	z	s	r	d	k	n	p
h	m	r	i	d	i	n	g	e	t
e	p	i	n	g	t	i	p	a	o
l	i	t	f	x	e	d	w	t	f
b	n	x	g	m	v	k	o	i	b
o	g	u	w	r	i	t	i	n	g
i	e	i	i	m	b	i	n	g	i
w	r	e	a	d	i	n	g	t	n

Word List

1. reading
2. writing
3. climbing
4. eating
5. riding

Worksheet-16 : The learner -learns and uses simple rules of grammar (have/has)

(A) Fill in the blanks using “have” or “has”.

- I. I _____ an umbrella.
- II. The goat _____ a small tail.
- III. We _____ two pens.
- IV. Birds _____ wings.
- V. Ashok _____ two books.
- VI. They _____ computer sets.
- VII. The elephant _____ a trunk.
- VIII. The boy _____ a cap on his head.
- IX. September _____ thirty days.
- X. A week _____ seven days.

B. Complete the paragraph with ‘has’ or ‘have’.

I _____ two very good friends. They are Ritesh and Razia. Razia _____ short hair. Ritesh _____ a pet. We all _____ bicycles. Ritesh _____ two brothers. Razia and I _____ no brothers. But we _____ sisters. Ritesh’s parents _____ a fruit shop. Razia’s father _____ a red car. Razia’s mother _____ a scooter.

Worksheet-17 : The learner - learns and talks about people of different professions using appropriate vocabulary

(A) Match the words in 'A' with words in 'B'. One is done for you.

A	B
<u>Professionals</u>	<u>Places</u>
doctor	school
teacher	→ hospital
painter	bus station
driver	house
cobbler	temple
priest	roadside
pilot	field
farmer	airport
mechanic	post office
postman	garage

B. Now write sentences using the above matching. One is done for you.

- 1) A doctor works in a hospital .
- 2) _____
- 3) _____
- 4) _____
- 5) _____
- 6) _____
- 7) _____
- 8) _____
- 9) _____
- 10) _____

Worksheet-18 :The learner - writes meaningful short sentences

(A) Put the words in right order and make sentences.

1. a country great India is.

2. cricket played They.

3. grazing is cow The.

4. reads a book Sneha.

5. daily here He comes.

6. Boys some kites were flying.

7. are class There forty boys in my.

8. you do live Where ?

Worksheet-19 : The learner - writes paragraph from verbal/visual clues

(A) Complete the story with the help of pictures :

In a forest, there was a big



..... . A number

of



..... lived in that



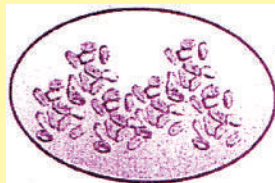
..... .

One day a



..... came to the forest. He

spreaded



..... on the ground.

The



..... saw the seeds. They were

hungry. All the



..... got

down. They started eating the




.....

The

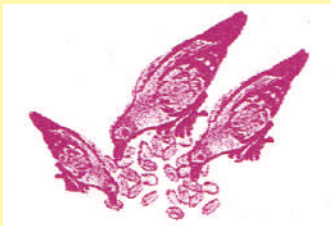


threw a



..... over

the



..... . Now they were afraid.

An old wise



..... said, "Don't be afraid.

Let's all fly together along with the



.....

All the pigeons flew away with the net. They went to

a



..... who was the pigeon's friend.

The



cut the



.....

with his teeth. The




..... were free again, They

were very happy. They flew away happily.

Worksheet-20 : The learner - learns/uses singular and plural forms of nouns

(A) Circle the correct words for the given pictures. One is done for you.



apple

apples

boy

boys

trees

tree

books

book

ball

balls

(B) Draw lines to match the pictures with the correct words.



2 cars




3 hands

1 train



2 Ice-creams

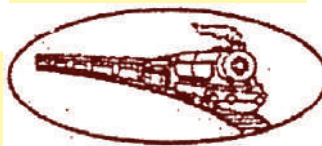


5 kites

6 tables



4 chairs



(C) Match the singular nouns with the plural nouns. One is done for you.

box

mangoes

mango

pencils

garden

buses

pencil

boxes

bus

gardens

door

brushes

brush

doors

Worksheet-21, Monthly Assessment-5 (ROY Worksheet 15-20)

Full Mark-10

Each question has four multiple choices.

Tick (✓) the right one.

1. See the picture and tick the correct answer.

She is _____.

- (a) Hari (b) Mina (c) Rina (d) Dhoni



2. Muna is _____.

- (a) Flying a kite (b) Running
- (c) Flying a balloon (d) Singing a song



3. See the picture and tick the correct answer.



The boy is _____.

- (a) dancing (b) playing (c) sleeping (d) sitting

4. I _____ an umbrella.

- (a) has (b) have (c) will (d) were

5. A week _____ seven days.

- (a) have (b) has (c) may (d) are

6. A farmer works in a _____.

- (a) hospital (b) field (c) temple (d) post office

7. A priest works in a _____.

- (a) hospital (b) temple (c) school (d) garage

8. Which of the following is a sentence ?

(a) country India is a great.


(b) is great country a India.

(c) India is a great country.

(d) a great country is India.

9. Which word describes the picture ?

The



are flying

- (a) bat (b) bird (c) rat (d) birds

10. Which word matches the picture ?



- (a) ball (b) oranges (c) apples (d) balls

Worksheet-22 : The learner - learns the days of a week and months of a year

1. Fill in the blanks with right words choosing from brackets.

(Thursday, 6th, 7th, 2nd, 3rd, Sunday, Wednesday)

Days of the week

The 1st day _____.

The _____ Monday.

The _____ Tuesday.

The 4th day _____.

The 5th day _____.

The _____ Friday.

The _____ Saturday.

2. Match the words in Column 'A' with right words in Column 'B'. Write the serial numbers in boxes.

Months in a Year

1.	1st Month	<input type="text"/>	September
2.	2nd Month	<input type="text"/>	December
3.	3rd Month	<input type="text"/>	February
4.	4th Month	<input type="text"/>	August
5.	5th Month	<input type="text"/>	October
6.	6th Month	<input type="text"/>	April
7.	7th Month	<input type="text"/>	January
8.	8th Month	<input type="text"/>	June
9.	9th Month	<input type="text"/>	November
10.	10th Month	<input type="text"/>	March
11.	11th Month	<input type="text"/>	May
12.	12th Month	<input type="text"/>	July

L.O:- Arranges time in proper order.

Worksheet-23: The learner - writes answers to the questions and a paragraph using information from an authentic material (calendar)

(A) Answer the following questions by seeing a calendar.

Questions :

1. What is this ? _____
2. Which month is this ? _____
3. Which year is this ? _____
4. On which day does this month begin ? _____
5. How many days are there in this month ? _____
6. How do you know that this is a holiday ? _____
7. What will be the first day of the next month ? _____

**B. Write a paragraph on the month shown in the calendar.
Present before the class.**

It is the month of _____ of the year _____. It
begins with _____ (the day). It has _____ Sundays.
There are _____ holidays except Sundays. The holidays are
colored red. The next month begins on _____ (day).

For the teacher : For section (A), show a calendar of a specific month to the students. Ask questions to the students based on the calendar. After verbal discussion ask students to write the answers.

For (B), divide the class into groups of four or five. Ask the groups to fill in the blanks to complete the paragraph. Then ask students to present before the class and write the same on the blackboard.

Worksheet-24 : The learner - drafts and writes short paragraph based on verbal, print and visual clues

Complete the following sentences using the words about your friend.

(A) _____ is my friend .

He /She is _____ years old .

He / she is from _____ .

I like him / her because he /she is _____, _____ and _____.

We meet _____ (everyday) .

When we meet we _____ and _____ (talk, play) .

B. Read the paragraph about Sunita.

Sunita is my friend. She is ten years old. She is from Puri. We are in same class. She is very hard working and honest. We meet everyday. We love to talk and play together.

C. Now, write a similar paragraph about your friend in about 6-7 lines.

**Worksheet-25 : The learner reads and comprehends a text,
writes answers to the questions.**

Read the following story silently and answer the questions that follow.

The Green Frog

Once there was a frog. It was green. It was jumping about in the field. By chance it fell into a deep hole. It tried to come out but could not. Then it shouted, "help! help!". A hare heard this cry. It ran to the spot. He saw the frog sitting helplessly in the hole. The hare lost no time. He ran to the nearest village to bring a ladder. In the meantime, there came a black snake and fell into the hole. The frog was afraid of the snake. It jumped with all its strength and came out.



Comprehension Questions :

1. What is the paragraph about ? _____
2. What was the colour of the frog ? _____
3. What was it doing ? _____
4. Where did it fall into ? _____
5. Why did it shout for help ? _____
6. Who came near the hole ? _____
7. Why did the hare run to the village ? _____
8. What came into the hole in the meantime ? _____
9. What was the frog afraid of ? _____
10. How did the frog come out of the hole ? _____

**Worksheet-26 : The learner reads and comprehends a poem
writes answers to the questions**

Read the poem, “What I do Everyday” and answer the questions that follow.

What I do Everyday

Early in the morning

I get up from bed.

I go for a walk

And take rest under a shed.

Then at 10 ‘O’ Clock I go to school

When the weather is cool.

I return home at four

With friends making roar.

Comprehension Questions :

1. When does the poet get up ?

2. What does he / she do then ?

3. Where does he / she rest ?

4. When does he/ she go to school ?

5. How is the weather ?

6. When does the poet return home ?

7. With whom does he / she return ?

8. What do the poet and his classmates do then ?

Worksheet-27 : The learner reads and comprehends a text writes answers to the questions

Read the following story and answer the questions that follow.

There was a cunning fox. He was wandering in search of food. He saw a crow in a tree with a piece of bread in its beak. The fox decided to take the piece of bread. he thought of a plan. He said to the crow, 'How beautiful a bird you are! Your voice is very sweet. Please sing me a song.' As soon as the crow opened its mouth to sing, the piece of bread fell down. The fox picked it up and ran away.

Comprehension Questions :

1. Who are there in this story ?

There are _____.

2. Why was the fox wandering ?

The fox was wandering in search _____.

3. Who did it see in a tree ? _____.

4. What did it have in its beak ? It had _____.

5. What did the fox decide to do ? _____.

6. What did he say to the crow ?

He said to the crow, "How _____!.

7. Whose voice is very sweet ? _____.

8. Who requested the crow to sing him a song ? _____.

9. What happened to the piece of bread when the crow opened its mouth ?

When the crow opened its mouth, the piece of bread _____.

10. What did the fox do then ?

The fox _____.

Worksheet-28 : The learner - writes a paragraph on his/her own using hints/ clues given on another person

- A. Given below is a time table about Gopal's daily life. Read the time table and know what he does and when he does.**

What Gopal does daily	When he does
get up	6.00 am
brush teeth	6.30 am
take breakfast	7.00 am
do home work	7.30 am
take bath	9.00 am
take lunch	9.30 am
go to school	10.00 am
come back from school	4.30 pm
go to play	5.00 pm
go for tuition	6.30 pm
take dinner	9.30 pm
go to bed	10.00 pm

- B. Now, write the time for each action about yourself and complete the table.**

What you do daily	When ?
get up	
brush teeth	
take breakfast	
do home work	
take bath	
take lunch	
go to school	
come back from school	
go to play	
go for tuition	
take dinner	
go to bed	

C. Now, write a paragraph on 'My Daily Life' using the table in 'B'.

My Daily Life

I get up at 6 AM _____

Worksheet-29 : Monthly Assessment-6

Each question has four multiple choices.

Tick (✓) the right one. Each question carries one mark.

1. Fill in the blank with the right word.
The _____ day of a week is Sunday.
2. The last month of a year is _____.
(A) January (B) March (C) December (D) November
3. February in the year 2020, has _____ days.
(a) 29 (b) 28 (c) 30 (d) 31
4. I like my friend because he / she is not _____.
(a) lazy (b) good (c) kind (d) helpful
5. The colour of the frog was _____.
(a) red (b) green (c) yellow (d) blue
6. The frog was afraid of the _____.
(a) tiger (b) cat (c) snake (d) mouse
7. I go to school at _____.
(a) 10 'O' Clock (b) 5 'O' Clock
(c) 4 'O' Clock (d) 3 'O' Clock
8. The cunning fox wandered in search of _____.
(a) a ball (b) food (c) a bird (d) a tree
9. I get up early in morning at _____.
(a) 9.30AM (b) 10.00AM (c) 11.00AM (d) 6.00AM
10. I go to bed at _____.
(a) 6.00 PM (b) 10.00 PM (c) 1.00 PM (d) 7.30 PM

Note

Note